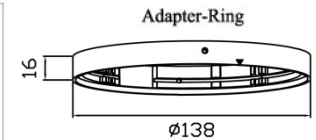
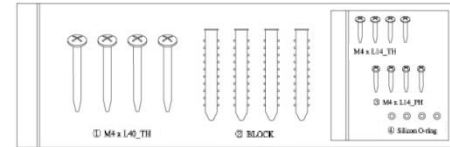


# ▷ WMT (Wall Mount Bracket)

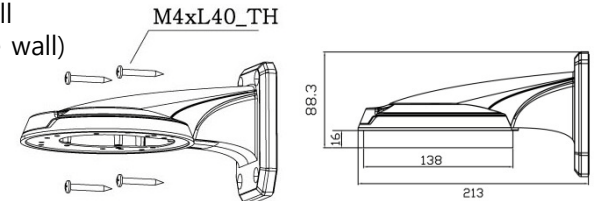
## 1. PACKAGE

- 1) SCREWS (FOR INSTALLING THE BRACKET ON THE WALL) x 4ea
- 2) BLOCK x 4ea
- 3) SCREWS (FOR ASSEMBLING THE CAMERA WITH BRACKET)  
( M4 x L14\_TH x 4ea , M4xL14\_PH x 4ea )
- 4) O-RING x 4ea
- 5) BRACKET MAIN BODY x 1ea



## 2. HOW TO ASSEMBLE

- 1) Fixing the bracket main body by screws on the wall  
(Please use a block to firmly fix in case of concrete wall)



- 2) Assembling the bracket with the base of the camera  
( Caution : CVD series has to be assembled by M4xL14\_TH with silicon o-ring )

