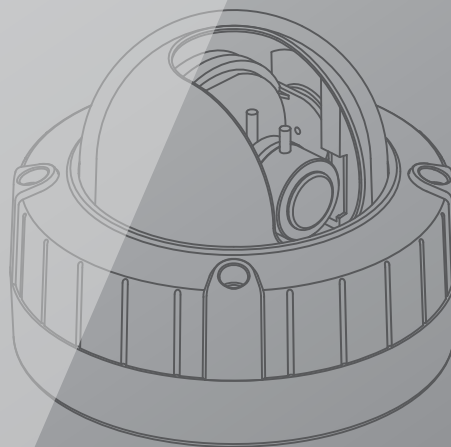




VERSITON

VIDEO TECHNOLOGY

PRODUCT GUIDE

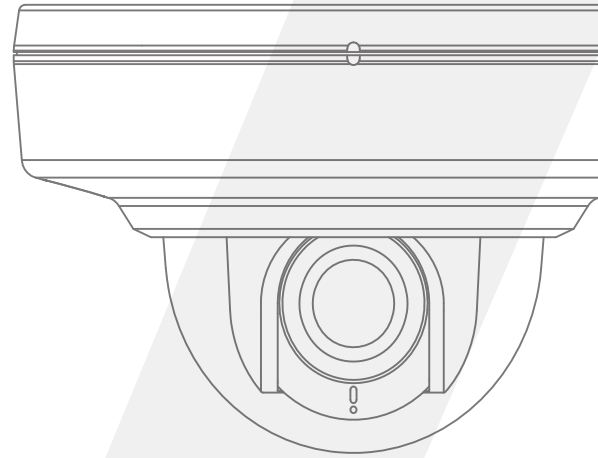
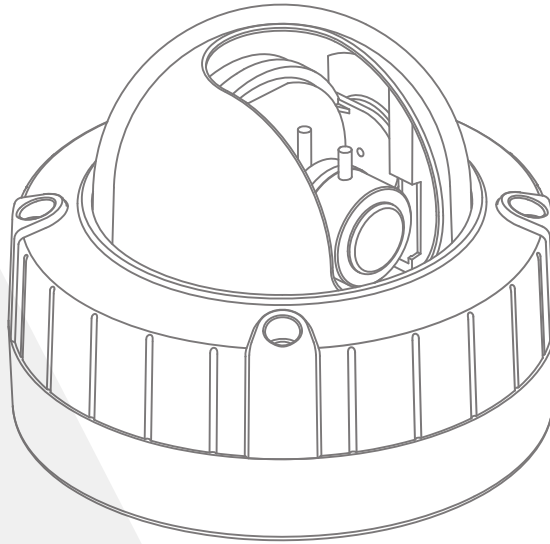


No.02 | June 2014
VERSITON VIDEO TECHNOLOGY

CONTENTS

INTRODUCTION	2
X-ON NDVR SYSTEMS	3
EZ-IP CAMERAS	4
IP NVRS	5
HD-SDI CAMERAS	6
HYBRID HD-SDI DVR	7
ANALOG CAMERAS	8-10
ANALOG STANDALONE DVRS	11
PTZ CAMERAS / MOUNTS	12-13
POE SWITCHES	13-14
LCD & LED MOUNTS / CABLES	15
CCTV ACCESSORIES	16-18

* Specifications subject to change without notice



VERSITON VIDEO TECHNOLOGY

About Versiton

Versiton has strived to offer innovative products at competitive pricing since opening our doors back in 2010. Since that day it has been our goal to offer an exceptional customer experience matched only by the quality and scope of products that we provide.

Our mission is to offer industry leading products at a fair price while creating lasting relationships with our customers to grow the industry together. We set ourselves apart with our courteous and knowledgeable sales staff, fast turnaround times, and industry leading tech support.

Versiton works strategically with our partners to focus on what's new, highly sought after in the industry, and how to use and apply it. Our quest for knowledge through networking, seminars, and training is relentless.

Versiton is defined as – the continual pursuit to be flexible, adjustable and fully configurable; to customize unique system structures to fulfill specific needs at any given moment. Versiton is a leader in the design, development and manufacturing of video security systems and equipment ideal for commercial, retail, and residential use. With a short yet distinguished history of offering high-quality products and exceptional customer service, Versiton has become a sought after CCTV manufacturer second to none.

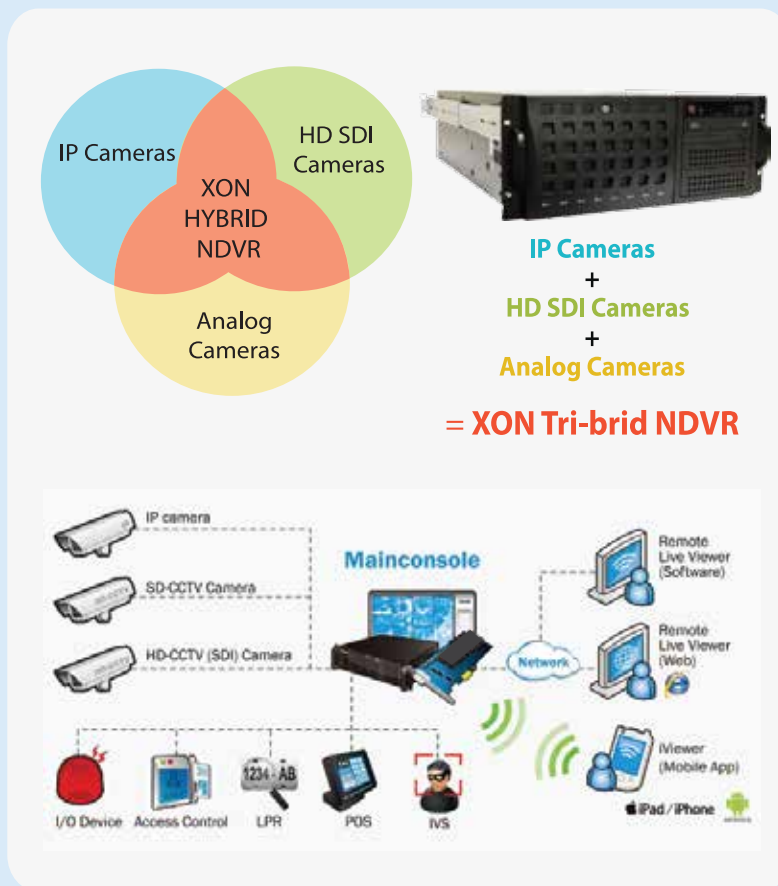
X-ON NDVR SYSTEMS

IP CAMERAS + HD SDI CAMERAS + ANALOG CAMERAS = XON TRI-BRID NDVR

Tri-brid NDVR

VERSITON Tri-Brid solution is the professional surveillance recording system supporting IP, analog and HD-SDI cameras, using VERSITON IP+ license and DVR cards. Our software supports 90+ well known brands and over 2100 IP camera models. Alongside the various video compression cards it supports, It offers one of the most comprehensive solutions in the industry for integration with IP and analog cameras.

VERSITON Tribird solution has 6 embedded video analytics functions that can trigger 11 instant responses and Intelligent Video Surveillance (IVS) system provides advanced, accurate video analytic. The IVS engine can track, classify and analyze the behavior of individual or group of objects over long distance to greatly improve parameter security and monitoring efficiency. Counting application, POS application, Access control, LPR and mobile phone support as well as playback analytic search are just part of the VERSITON Tri-Brid solution functions. VERSITON CMS supports VERSITON Tri-Brid servers to broaden its project scope to an unlimited number of sites and cameras.



Key Features

- Supports up to 64*channels
 - Supports analog, HD-SDI and megapixel IP cameras
 - Supports H.264 compression format
 - Triple monitor display
 - Supports auto backup
 - POS, I/O device, LPR and access control integration
 - Windows Active Directory
 - Privacy Mask
 - Boosting Recording
 - On the edge motion integration
 - OnGuard (Software watchdog)
 - Failover Recording Server
 - E-map
 - Instant Playback
 - Two-way audio
 - Unique GUI recording schedule
 - Digital PTZ and multi-view
 - Smart detection of 6 events with 11 instant responses
 - Counting application
 - Advanced Intelligent Video Surveillance with counting filter and 8 types surveillance suite
 - Intelligent playback system with 5 video analytics searches
 - Up to 128CH** remote live view
 - Supports transcode and multiple stream profiles
 - Supports digital watermark
 - Remote playback, remote backup, remote I/O control and remote desktop configuration
 - Supported by VERSITON Central Management System
 - Supports 30 languages
 - Supports iPhone, iPad and Android clients
- * The maximum number of camera connections depends on the server's hardware configuration and the total bit rate of the IP cameras.
- **The maximum number of camera connections depends on the server's and client's hardware configuration.


X-ON NDVR Accessories

XON-CBXC08



USB-RS232 / RS485 Adapter Box
An independent control device for managing signals from RS-232, RS-422 and RS-485. Devices such as I/O relay device or speed dome can be easily be controlled

XON-CBXIO4



Digital Input and Relay Output Box
4 digital input, 4 relay output provided with 4 optical isolated digital input channels and 4 power relay outputs. All channels feature screw terminals for convenient connection of field signals as well as LED's to indicate channel status XON-CBXIO4 can be easily controlled by XON-CBXIO8

XON-CBXI16



Digital Input Only Box -16 Channel Digital Inputs
Provides 16 optical isolated digital input channels all of which can be used as a counter. All channels feature screw terminals for convenient connection of field signals as well as LED's to indicate channel status. All inputs are equipped with photo-couplers to protect the module against high voltage spikes and for grounding purposes

XON-CBXO16



Relay Output Box -16 Channel Relay Outputs
Provides 16 optical isolated digital output channels that allow you to output open collector signals to drive your devices on an RS485 network. All channels feature screw terminals for convenient connection of field signals as well as LED's to indicate channel status. All inputs are equipped with photo-couplers to protect against high voltage spikes and grounding purposes

XON-CBXPOS



RS232 POS Capture Box - RS232 to Ethernet Converter
Provides recording transaction data and search capability for specific Keywords recorded from POS data. Overlay of transaction data in live view and playback

EZ-IP CAMERAS

ONVIF

EZIC-IDRM20

2MP Indoor IR Dome Network Camera



18IR (50ft)

- ▶ H.264 & MJPEG HD Network Camera
- ▶ 3.3~12mm Motorized Lens
- ▶ True Day & Night ICR
- ▶ Dual Stream, 2D/3D DNR
- ▶ BNC output, SDHC Card, Audio in/out
- ▶ DC12V, AC24V, PoE (Triple Power)

EZIC-IDRF20

2MP Indoor IR Dome Network Camera



2IR (30ft)

- ▶ H.264 & MJPEG HD Network Camera
- ▶ 4mm Fixed Lens
- ▶ Dual Stream, 2D/3D DNR
- ▶ BNC output
- ▶ PoE Power

EZIC-IVRM20

2MP Vandal Proof IR Dome Network Camera



18IR (50ft)

- ▶ H.264 & MJPEG HD Network Camera
- ▶ 3.3~12mm Motorized Lens
- ▶ True Day & Night ICR
- ▶ Dual Stream, 2D/3D DNR
- ▶ BNC output, SDHC Card, Audio in/out, Heater
- ▶ IP66
- ▶ DC12V, AC24V, PoE (Triple Power)

ONVIF

EZIC-IDF20

2MP MINI Outdoor Dome Network Camera



- ▶ H.264 & MJPEG HD Network Camera
- ▶ 2.1mm Fixed Lens
- ▶ Dual Stream, 2D/3D DNR
- ▶ BNC output
- ▶ IP66
- ▶ PoE Power

EZIC-IBRF20

2MP Outdoor IR Bullet Network Camera



18IR (30ft)

- ▶ H.264 & MJPEG HD Network Camera
- ▶ 4mm Fixed Lens
- ▶ True Day & Night ICR
- ▶ Dual Stream, 2D/3D DNR
- ▶ BNC output
- ▶ IP66
- ▶ PoE Power

EZIC-IBR4M20

2MP Outdoor IR Bullet Network Camera



42IR (90ft)

- ▶ H.264 & MJPEG HD Network Camera
- ▶ 3.3~12mm Motorized Lens
- ▶ True Day & Night ICR
- ▶ Dual Stream, 2D/3D DNR
- ▶ BNC output, SDHC Card, Audio in/out
- ▶ IP66
- ▶ DC12V, AC24V, PoE (Triple Power)

ONVIF

EZIC-IG520

2MP Zoom BOX Type Network Camera



- ▶ H.264 & MJPEG HD Network Camera
- ▶ 5x Optical zoom Lens Built-in
- ▶ Digital Day & Night
- ▶ Dual Stream, 2D/3D DNR
- ▶ BNC output, SDHC Card
- ▶ PoE Power

EZIC-IGA20

2MP BOX Type Network Camera



- ▶ H.264 & MJPEG HD Network Camera
- ▶ Lens is not include
- ▶ True Day & Night ICR
- ▶ Dual Stream, 2D/3D DNR
- ▶ BNC output, SDHC Card, Audio in/out
- ▶ DC12V, AC24V, PoE (Triple Power)

EZIC-PT20SWC-I

2MP Outdoor PTZ Network Camera



- ▶ SONY 20x Optical Zoom
- ▶ H.264 & MJPEG HD Network Camera
- ▶ Included Wall or Ceiling mount
- ▶ IP66
- ▶ AC24V

ONVIF

Vandal IP Dome Accessory

EZIC-PT20TWC / EZIC-PT20SWC

2MP Outdoor PTZ Network Camera



- ▶ SAMSUNG 20x Optical Zoom (EZIC-PT20TWC)
- ▶ SONY 20x Optical Zoom (EZIC-PT20SWC)
- ▶ H.264 & MJPEG HD Network Camera
- ▶ Included Wall or Ceiling mount
- ▶ Tribrid PC NVR Only
- ▶ IP67 ▶ DC12V

EZIC-IDM13

1.3MP Indoor Dome Network Camera



- ▶ H.264 & MJPEG HD Network Camera
- ▶ 3.3~12mm Motorized Lens
- ▶ True Day & Night ICR
- ▶ Dual Stream, 2D/3D DNR
- ▶ BNC output, SDHC Card, Audio in/out
- ▶ DC12V, AC24V, PoE (Triple Power)

EZIC-IV-BASETRAY



- ▶ Vandal Dome IP Camera base tray, for use with mounting solutions (MB-W300)

IP NVR

4/8/16CH 2MP NVR

TRUE PLUG & PLAY IP SYSTEM

No IP setup necessary, All cameras POE (Power Over Ethernet)
1080p Display, Smart Phone Support,
EZ CMS Available with Analog DVR + HDSDI DVR + IP NVR

EZIN Series

EZIN-L412(4CH) / EZIN-L824(8CH)
2MP 1080p Realtime Standalone NVR



- ▶ 4CH 120fps Realtime Standalone NVR w/ 4 port POE
- ▶ 8CH 240fps Realtime Standalone NVR w/ 8 port POE
- ▶ 1080p Display & recording
- ▶ Auto Router Port Forwarding
- ▶ Plug & Play Display
- ▶ Support connection via iPhone, Android, browser, CMS / e-SATA support / 1U Chassis


EZIN-P1648(16CH)
2MP 1080p Realtime Standalone NVR



- ▶ 16 CH 480fps Realtime Standalone NVR w/ 8 port POE + External 8 port POE switch
- ▶ 1080p Display & recording
- ▶ Auto Router Port Forwarding
- ▶ Plug & Play Display
- ▶ Support connection via iPhone, Android, browser, CMS / RAID support / 2U Chassis

1080p 2.0MP Real-Time Recording

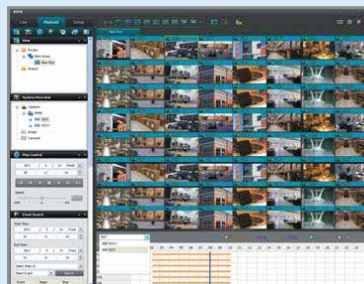
PLUG & PLAY



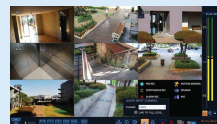
SCREEN



Web Remote Viewer



EZ CMS



User friendly GUI



IP Camera configuration via NVR's OSD



Plug and Play



SMARTPHONE Supported



MegaVue Series **HDSDI**
2Mega pixel 1080P Full HD-SDI

SCDR24-F0CW
2MP Indoor IR Dome HD-SDI Camera



24IR(80ft)

- ▶ MegaVue 2MP 1080P, HD-SDI
- ▶ 4mm Fixed Lens
- ▶ True Day&Night ICR
- ▶ DC12V, 80°

SCDR30-V0CW
2MP Indoor IR Dome HD-SDI Camera



30IR(100ft)

- ▶ MegaVue 2MP 1080P, HD-SDI
- ▶ 2.8~12mm Vari-focal Lens
- ▶ True Day&Night ICR
- ▶ DWDR
- ▶ 3DNR, Sense-up, OSD
- ▶ DC12V

SCVR36-V5C
2MP Vandal Proof IR Dome HD-SDI Camera



36IR(115ft)

- ▶ MegaVue 2MP 1080P, HD-SDI
- ▶ 2.8~12mm Vari-focal Lens
- ▶ True Day&Night ICR
- ▶ DWDR
- ▶ 3DNR, Sense-up, OSD
- ▶ IP68
- ▶ DC12V, AC24V (Dual Voltage)

SCER36-V5C
2MP Vandal Proof IR Dome HD-SDI Camera



36IR(115ft)

- ▶ MegaVue 2MP 1080P, HD-SDI
- ▶ 2.8~12mm Vari-focal Lens
- ▶ True Day&Night ICR
- ▶ Sense-up
- ▶ DC12V

SCER24-F0C
2MP Vandal Proof IR Dome HD-SDI Camera



24IR(80ft)

- ▶ MegaVue 2MP 1080P, HD-SDI
- ▶ 4mm Fixed Lens
- ▶ True Day&Night ICR
- ▶ Sense-up
- ▶ DC12V

SCBRSP-V5C
2MP Outdoor IR Bullet HD-SDI Camera



35IR+2HSI
(200ft)

- ▶ MegaVue 2MP 1080P, HD-SDI
- ▶ 2.8~12mm Vari-focal Lens
- ▶ True Day&Night ICR
- ▶ DWDR
- ▶ 3DNR, Sense-up, OSD
- ▶ IP68
- ▶ DC12V, AC24V (Dual Voltage)

SCBR30-F0C
2MP Outdoor IR Bullet HD-SDI Camera



30IR(100ft)

- ▶ MegaVue 2MP 1080P, HD-SDI
- ▶ 4mm Fixed Lens
- ▶ True Day&Night ICR
- ▶ DC12V

SCG-A5C
2MP Box Type HD-SDI Camera



- ▶ MegaVue 2MP 1080P, HD-SDI
- ▶ Lens not included
- ▶ True Day & Night ICR
- ▶ DWDR
- ▶ 3DNR, Sense-up, OSD
- ▶ DC12V, AC24V (Dual Voltage)

ZBW-3HD
2.2MP Box Type HD-SDI Camera



**HDMI
OUT**

- ▶ 3X (3-9mm) Optical Zoom Lens
- ▶ True Day & Night ICR
- ▶ WDR, DNR, CMOS, OSD, 700TVL Analog Out
- ▶ HDMI Out
- ▶ DC9V to DC15V

HD-SDI Accessories

EZSC-ZBW-20HD
2.2MP Box Type HD-SDI Camera



**HDMI
OUT**

- ▶ 20X (3-9mm) Optical Zoom Lens
- ▶ True Day & Night ICR
- ▶ WDR, DNR, CMOS, OSD, 700TVL Analog Out
- ▶ HDMI Out
- ▶ DC12V

XHD-CR-11HM
Repeater & Distributor



- ▶ Input: 1CH SD-HDI, HD-SDI, 3G-SDI (BNC)
- ▶ Support Input Format: HD 1080p@30Hz, 3G 1080p@60Hz
- ▶ Max Input Coax Length: HD-SDI(200m/650ft), 3G-SDI(140m/450ft)
- ▶ Output: 1x BNC SDI, 1x HDMI, 1x AV(CVBS)
- ▶ Includes Power Adapter: DC12V / 1A

XHD-FO-BLN
Fiber Optic Converter



- ▶ Fiber Optic 3G-SDI Digital Video Transport System
- ▶ Video Input: 1CH / 3G-SDI, HD-SDI (BNC)
- ▶ Input Resolution: SMPTE-424M 3G-SDI, SMPTE-292M HD-SDI, SMPTE-259M SDI
- ▶ Video Output: 1CH / 3G-SDI, HD-SDI (BNC)
- ▶ Output Resolution: SMPTE-424M 3G-SDI, SMPTE-292M HD-SDI, SMPTE-259M SDI
- ▶ Distance for 3G-SDI: About 6 Miles
- ▶ Dimension: 76" x .76" x 2"
- ▶ Power: DC5V / 1.5A

HYBRID HD-SDI DVR

4/8/16CH DVR

The Most Powerful *HD-SDI* Solution Yet! Fusion DVR Series

Introducing The FHD Series

Versiton's Fusion Hybrid DVR's (FHD) accommodate both analog AND digital (HD-SDI) high definition cameras on a single machine. It's the perfect solution for upgrading or retrofitting an existing installation.

Simply plug in any combination of 960H, analog, or HD-SDI cameras, and that's it. No extra learning curves, no additional hassles. Enjoy real time recording AND playback across all channels, while experiencing the benefits that Full HD picture quality has to offer.

FHD-516 (16CH)



FHD-204(4CH) / FHD-208(8CH) / FHD-216(16CH)



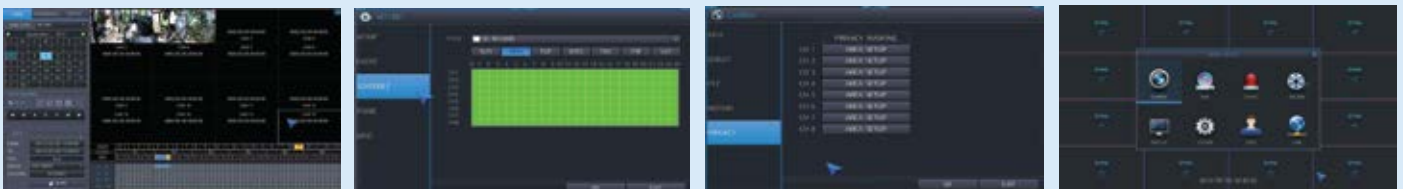
- ▶ Available in 4, 8, and 16 channel models
- ▶ Accepts **ANY combination** of analog (SD), 960H, and HD-SDI cameras (720p & 1080p)
- ▶ **Realtime** recording and playback across **ALL channels simultaneously**
- ▶ Advanced **mirroring (dual recording)** capabilities
- ▶ **Extended storage** option via eSATA
- ▶ Separate network streaming quality, resolution, and FPS
- ▶ User privilege management, free DDNS support
- ▶ Web-based remote setup & viewer, free CMS (Central Management Software)
- ▶ Supports mobile device and tablet viewing (iOS & Android)



SMARTPHONE Supported



GUI



SuperVue Series

ANALOG CAMERAS

960H CCD / Ultra High Resolution 700TVL

DSN-F301

960H, Indoor Dome Camera



- ▶ SuperVue 960H CCD, 700TVL
- ▶ 3.6mm Fixed Lens
- ▶ 3-Axis
- ▶ DC12V, 80Ø

DSR24-F301

960H, Indoor IR Dome Camera



24IR (80ft)

- ▶ SuperVue 960H CCD, 700TVL
- ▶ 3.6mm Fixed Lens
- ▶ 3-Axis
- ▶ DC12V, 80Ø

DKN-V301

960H, Indoor Dome Camera



- ▶ SuperVue 960H CCD, 700TVL
- ▶ 2.8~12mm Vari-focal Lens
- ▶ DWDR
- ▶ 3DNR, Sense-up, OSD
- ▶ DC12V

DKR-V301

960H, Indoor IR Dome Camera



30IR(100ft)

- ▶ SuperVue 960H CCD, 700TVL
- ▶ 2.8~12mm Vari-focal Lens
- ▶ DWDR
- ▶ 3DNR, Sense-up, OSD
- ▶ DC12V

DKN-V355

960H, Indoor Dome Camera



- ▶ SuperVue 960H CCD, 700TVL
- ▶ 2.8~12mm Vari-focal Lens
- ▶ True Day&Night ICR
- ▶ DWDR
- ▶ 3DNR, Sense-up, OSD
- ▶ DC12V, AC24V (Dual Voltage)

DKR-V355

960H, Indoor IR Dome Camera



30IR(100ft)

- ▶ SuperVue 960H CCD, 700TVL
- ▶ 2.8~12mm Vari-focal Lens
- ▶ True Day&Night ICR
- ▶ DWDR
- ▶ 3DNR, Sense-up, OSD
- ▶ DC12V, AC24V (Dual Voltage)

VKN-V355

960H, Vandal Proof Dome Camera



- ▶ SuperVue 960H CCD, 700TVL
- ▶ 2.8~12mm Vari-focal Lens
- ▶ True Day&Night ICR
- ▶ DWDR
- ▶ 3DNR, Sense-up, OSD
- ▶ IP68
- ▶ DC12V, AC24V (Dual Voltage)

VKR-V355

960H, Vandal Proof IR Dome Camera



36IR(115ft)

- ▶ SuperVue 960H CCD, 700TVL
- ▶ 2.8~12mm Vari-focal Lens
- ▶ True Day&Night ICR
- ▶ DWDR
- ▶ 3DNR, Sense-up, OSD
- ▶ IP68
- ▶ DC12V, AC24V (Dual Voltage)

ESR30-F901(B/W)

700TVL, Eyeball IR Dome Camera



22IR (80ft)

- ▶ Aurora6 DSP, 960H, 700TVL
- ▶ 3.6mm Lens
- ▶ IP68
- ▶ DC12V, 70Ø

EHR36-V901(B/W)

700TVL, Eyeball IR Dome Camera



36IR (120ft)

- ▶ Aurora6 DSP, 960H, 700TVL
- ▶ 2.8~11mm Vari-focal Lens
- ▶ IP68
- ▶ DC12V, 90Ø

DKR-V455

960H, Indoor IR Dome WDR Camera



**Effio-V
WDR**

30IR(100ft)

- ▶ Effio-V, 960H Double Scan CCD
- ▶ 2.8~12mm Vari-focal Lens
- ▶ True Day & Night ICR
- ▶ WDR
- ▶ 3DNR, Sense-up, OSD
- ▶ DC12V, AC24V (Dual Voltage)

VKR-V455

960H, Vandal Proof IR Dome WDR Camera



**Effio-V
WDR**

36IR(115ft)

- ▶ Effio-V, 960H Double Scan CCD
- ▶ 2.8~12mm Vari-focal Lens
- ▶ True Day & Night ICR
- ▶ WDR
- ▶ 3DNR, Sense-up, OSD
- ▶ IP68
- ▶ DC12V, AC24V (Dual Voltage)

SuperVue Series

ANALOG CAMERAS
960H CCD / Ultra High Resolution 700TVL

EBR-V655H
700TVL, 960H, IR Bullet Camera



30IR+12HSI
(300ft)

- ▶ 960H, 700TVL
- ▶ 6~50mm Vari-focal Lens
- ▶ True Day&Night ICR
- ▶ DWDR, SDNR, OSD
- ▶ DC12V, AC24V (Dual Voltage)

EBR-V655
700TVL, 960H, IR Bullet Camera



48IR(150ft)

- ▶ 960H, 700TVL
- ▶ 2.8~12mm Vari-focal Lens
- ▶ True Day&Night ICR
- ▶ DWDR, SDNR, OSD
- ▶ DC12V, AC24V (Dual Voltage)

BKRSP-L355
960H, IR Bullet Camera



35IR+2HSI
(200ft)

- ▶ SuperVue 960H CCD, 700TVL
- ▶ 6~50mm Vari-focal Lens
- ▶ True Day&Night ICR
- ▶ DWDR
- ▶ 3DNR, Sense-up, OSD
- ▶ IP68
- ▶ DC12V, AC24V (Dual Voltage)

BSR30-F301
960H, IR Bullet Camera



30IR(100ft)

- ▶ SuperVue 960H CCD, 700TVL
- ▶ 3.6mm Fixed Lens
- ▶ IP68
- ▶ DC12V

GKN-A455
700TVL, 960H, BOX Type WDR Camera



Effio-V
WDR

- ▶ Effio-V, 960H Double Scan CCD
- ▶ Lens not included
- ▶ True Day & Night ICR
- ▶ WDR
- ▶ 3DNR, Sense-up, OSD
- ▶ DC12V, AC24V (Dual Voltage)

GKN-A355
700TVL, 960H, BOX Type Camera



- ▶ SuperVue 960H CCD, 700TVL
- ▶ Lens not included
- ▶ True Day&Night ICR
- ▶ DWDR
- ▶ 3DNR, Sense-up, OSD
- ▶ DC12V, AC24V (Dual Voltage)

MSN-F301
960H, Miniature Camera



- ▶ SuperVue 960H CCD, 700TVL
- ▶ 3.6mm Fixed Lens
- ▶ DC12V

PIR-341
Motion Sensor PIR Hidden Camera



620TVL,
SONY CCD
MIC

- ▶ SONY DSP, 620TVL
- ▶ 3.8mm Pinhole Lens
- ▶ Video, Audio, Power
- ▶ DC12V

SMK-341
Real Smoke Detector Camera



620TVL,
SONY CCD

- ▶ SONY DSP, 620TVL
- ▶ 3.7mm Pinhole Lens
- ▶ DC12V

License Plate Camera

BAR80-M455
550TVL, License Plate Capture Camera



80IR(50ft)

- ▶ 9~22mm Vari-focal Lens
- ▶ Viewing angle:14°~32°
- ▶ Five Layer Filter
- ▶ Designed for Toll Gate Parking Barriers
- ▶ Up to 28MPH, 10~30ft Capture Range
- ▶ IP66
- ▶ DC12V, AC24V (Dual Voltage)

BAR20H-L455
550TVL, License Plate Capture Camera



20IR(100ft)

- ▶ 10~40mm Vari-focal Lens
- ▶ Viewing angle:8°~27°
- ▶ Five Layer Filter
- ▶ Up to 112MPH, 80ft Capture Range
- ▶ IP66
- ▶ DC12V, AC24V (Dual Voltage)

WMT100



- ▶ Wall mount Bracket for SuperVue Dome Camera

BASETRAY-EB-L
BASETRAY-EB-S



- ▶ Base Tray for Eyeball / Large
- ▶ Base Tray for Eyeball / Small (ESRxx)

SuperVue Series

ANALOG CAMERAS 960H CCD / Ultra High Resolution 700TVL

MODEL							
	DSN-F301	DSR24-F301	DKN-V301	DKR-V301	DKN-V355	DKR-V355	DKR-V455
TVL	700	700	700	700	700	700	700
DAY / NIGHT	DDN	DDN	DDN	DDN	TDN	TDN	TDN
MIN. ILLUMINATION	0.0001 LUX @F1.2	0.0001 LUX @F1.2 0.0 LUX IR ON	0.0001 LUX @F1.2 AUTO SENSE-UP	0.0001 LUX @F1.2 0.0 LUX IR ON	0.0001 LUX @F1.2 AUTO SENSE-UP	0.0001 LUX @F1.2 0.0 LUX IR ON	0.0001 LUX @F1.2 0.0 LUX IR ON
IR LED	N/A	24(80FT)	N/A	30 (100FT)	N/A	30 (100FT)	30 (100FT)
LENS	3.6mm	3.6mm	2.8~12mm	2.8~12mm	2.8~12mm	2.8~12mm	2.8~12mm
HEATER	N	N	N	N	N	N	N
OSD	N	N	Y	Y	Y	Y	Y
BLC	OFF	OFF	BLC/HLC	BLC/HLC	BLC/HLC	BLC/HLC	BLC/HLC
WDR	DWDR	DWDR	DWDR	DWDR	DWDR	DWDR	TRUE WDR (EFFIO V)
DNR	AUTO	AUTO	3DNR	3DNR	3DNR	3DNR	3DNR
IP RATING	N/A	N/A	N/A	N/A	N/A	N/A	N/A
MOTION DETECTION	OFF	OFF	ON/OFF 4 POINT	ON/OFF 4 POINT	ON/OFF 4 POINT	ON/OFF 4 POINT	ON/OFF 4 POINT
OPERATING TEMP	-10°~50°C	-10°~50°C	-10°~50°C	-10°~50°C	-10°~50°C	-10°~50°C	-10°~50°C
OPERATING HUMIDITY	MAX 90% RH	MAX 90% RH	MAX 90% RH	MAX 90% RH	MAX 90% RH	MAX 90% RH	MAX 90% RH
POWER SOURCE	DC12V	DC12V	DC12V	DC12V	DC12V/AC24V	DC12V/AC24V	DC12V/AC24V
POWER CONSUMPTION	MAX 80mA	MAX 450mA	MAX 130mA	MAX 450mA	MAX 130mA	MAX 450mA	MAX 450mA

MODEL							
	GKN-A355	GKN-A455	BKRSP-L355	BSR30-F301	VKN-V355	VKR-V355	VKR-V455
TVL	700	700	700	700	700	700	700
DAY / NIGHT	TDN	TDN	TDN	DDN	TDN	TDN	TDN
MIN. ILLUMINATION	0.1 LUX @F1.2	0.1 LUX @F1.2	0.0001 LUX @F1.2 AUTO SENSE-UP	0.0001 LUX @F1.2 0.0 LUX IR ON	0.0001 LUX @F1.2 AUTO SENSE-UP	0.0001 LUX @F1.2 AUTO SENSE-UP	0.0001 LUX @F1.2 AUTO SENSE-UP
IR LED	N/A	N/A	35 + 2HSI (200FT)	30 (100FT)	N/A	36 (115FT)	36 (115FT)
LENS	NOT INCLUDED	NOT INCLUDED	6~50mm	3.6mm	2.8~12mm	2.8~12mm	2.8~12mm
HEATER	N	N	Y	N	Y	Y	Y
OSD	Y	Y	Y	N	Y	Y	Y
BLC	BLC/HLC	BLC/HLC	BLC/HLC	N/A	BLC/HLC	BLC/HLC	BLC/HLC
WDR	DWDR	TRUE WDR (EFFIO V)	DWDR	N	DWDR	DWDR	TRUE WDR (EFFIO V)
DNR	3DNR	3DNR	3DNR	N	3DNR	3DNR	3DNR
IP RATING	N/A	N/A	IP68	IP68	IP68	IP68	IP68
MOTION DETECTION	ON/OFF 4 POINT	ON/OFF 4 POINT	ON/OFF 4 POINT	OFF	ON/OFF 4 POINT	ON/OFF 4 POINT	ON/OFF 4 POINT
OPERATING TEMP	-10°~50°C	-10°~50°C	-10°~50°C	-10°~50°C	-10°~50°C	-10°~50°C	-10°~50°C
OPERATING HUMIDITY	MAX 90% RH	MAX 90% RH	MAX 90% RH	MAX 90% RH	MAX 90% RH	MAX 90% RH	MAX 90% RH
POWER SOURCE	DC12V/AC24V	DC12V/AC24V	DC12V/AC24V	DC12V	DC12V/AC24V	DC12V/AC24V	DC12V/AC24V
POWER CONSUMPTION	MAX 120mA	MAX 120mA	MAX 820mA	MAX 300mA	MAX 350mA	MAX 500mA	MAX 500mA

STANDALONE DVR

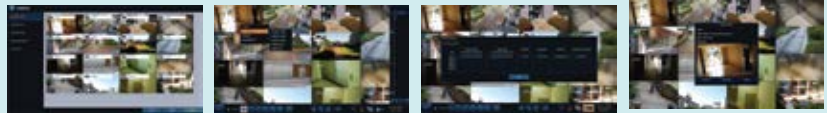
960H Elite 2 Series

EL2-4CH / EL2-8CH / EL2-16CH H.264,960H, Full HD Display DVR



- ▶ Available in 4, 8, & 16 Channels
- ▶ 960H Realtime Recording and Display
- ▶ 4 Channel audio in / 1 channel out (3.5mm stereo)
- ▶ 4 Alarm inputs, 1 Output
- ▶ RS-485 Support for PTZ Control
- ▶ HDMI & VGA Out w/ 1080p Full HD GUI
- ▶ 1 Spot-Out Channel (Composite BNC)
- ▶ Quadruplex function - Simultaneous live / record / playback / network
- ▶ DVR control options : IR Remote & Mouse
- ▶ Windows and Apple PC Client Software
- ▶ Free DDNS service
- ▶ Free CMS (Central Management Software) to handle multiple locations
- ▶ Free smartphone applications that can be used with iPhone, iPad, and Android OS devices (nViewer)

SMARTPHONE Supported

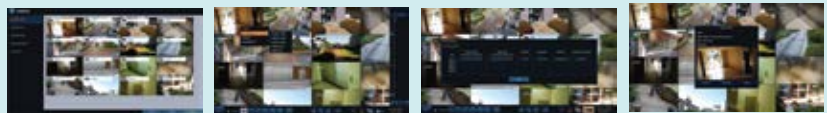


960H Pro 2 Series

PR2-4CH / PR2-8CH / PR2-16CH H.264,960H, Full HD Display DVR



- ▶ Available in 4, 8, & 16 Channels
- ▶ 960H Realtime Recording and Display
- ▶ All base Elite 2 series features plus:
 - ▶ Dedicated RCA Audio In
 - ▶ Gigabit LAN (8 and 16 channel model only)
 - ▶ 2 Spot-Out Channels (Composite BNC)
 - ▶ 4 Alarm inputs, 2 outputs
 - ▶ DVD-RW drive supported
 - ▶ Legacy jog shuttle dial for improved playback
 - ▶ Rackmount kit option available
 - ▶ Front and rear USB ports
 - ▶ eSATA port for larger backups

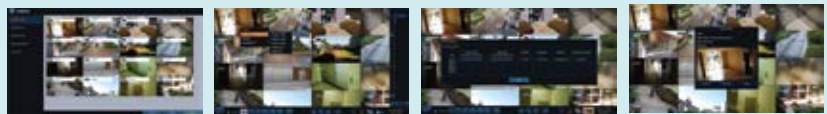


960H Premium 3 Series

PM3-8CH / PM3-16CH H.264,960H, Full HD Display DVR



- ▶ Available in 8 & 16 Channels
- ▶ 960H Realtime Recording and Display
- ▶ All base Elite 2 and Pro 2 series features plus:
 - ▶ Loop-out channels for all cameras
 - ▶ Audio-in channels for all cameras
 - ▶ Up to 4 Spot-Out Channels
 - ▶ Up to 16 Alarm inputs, and 8 output (relay)
 - ▶ Support for up to 4 HDD + DVD-RW (8 and 16 channel models)



DVR Accessories

PR-EAR



- ▶ VERSITON PRO SERIES,
RACK MOUNT EAR

PM-EAR



- ▶ VERSITON PREMIUM SERIES,
RACK MOUNT EAR

EXL-LB18

18x18x5", Lockbox for the
ELITE & PRO Series



EXL-LB21

21x21x8", Lockbox for the
PREMIUM Series

- ▶ Includes fan and power cord
- ▶ Washable Air-filter
- ▶ 16 gauge steel
- ▶ Locking front door
- ▶ CAM lock / 2 keys
- ▶ Durable Powder-Coat finish
- ▶ Knock-outs for cable passes
- ▶ Surface mount through holes
- ▶ Rubber Feet to protect from scratching desktop

PTZ CAMERAS / MOUNT

Indoor Mini PTZ

EPTI-M12T

550TVL, 12X Mini PTZ Indoor Camera



- ▶ 12X SONY Zoom, 550TVL
- ▶ Day&Night ICR
- ▶ HLC, DIS, SNR, OSD
- ▶ 4 Pattern, 8 Swing and 8 Group Functions
- ▶ Auto Flip, Auto Parking, Power-up Action
- ▶ DC12V

Mini PTZ Mount

PBW-300



- ▶ Wall Mount Bracket for Indoor 12X (EPTI-M12)

PBC-300



- ▶ Ceiling Mount Bracket for Indoor 12X (EPTI-M12)

Outdoor PTZ

EPT-M12T-W/C

550TVL, 12X Mini PTZ Outdoor Camera



12X

- ▶ 12X Samsung Zoom, 550TVL
- ▶ Day&Night ICR
- ▶ HLC, DIS, SNR, OSD
- ▶ Built-in Fan & Heater
- ▶ Included Wall or Ceiling mount
- ▶ IP66 ▶ AC24V

EPT-27CN-W/C

550TVL, 27X Mini PTZ Outdoor Camera



27X

- ▶ 27X Samsung Zoom, 550TVL
- ▶ Day&Night ICR
- ▶ HLC, DIS, SNR, OSD
- ▶ Built-in Fan & Heater
- ▶ Included Wall or Ceiling mount
- ▶ IP66 ▶ AC24V

Outdoor PTZ

EPT-37CN-W/C

550TVL, 37X PTZ Outdoor Camera



37X

- ▶ 37X Samsung Zoom, 550TVL
- ▶ Day&Night ICR
- ▶ HLC, DIS, SNR, OSD
- ▶ Built-in Fan & Heater
- ▶ Included Wall or Ceiling mount
- ▶ IP66 ▶ AC24V

HD-SDI PTZ

EZSC-PT20TW/C

2.2MP 20X PTZ Outdoor HD-SDI Camera



20X HD-SDI

- ▶ Samsung 20x Opt Zoom
- ▶ True Day & Night ICR
- ▶ WDR, SDNR
- ▶ Vandalproof / Weatherproof
- ▶ Built-in Fan&Heater
- ▶ IP66
- ▶ DC12V, AC24V (Dual Voltage)

PTZ Accessory 12X, 27X, 37X

ABW-400



- ▶ Wall Mount Bracket for 12X, 27X, 37X, IP PTZ

ABS-400



- ▶ Sun Shield for 12X

ABR-400



- ▶ Corner Mount Adaptor for 12X, 27X, 37X, IP, HD-SDI PTZ

ABC-400



- ▶ Ceiling Mount Bracket for 12X, 27X, 37X, IP PTZ

ABS-410



- ▶ Sun Shield for 27X, 37X, IP PTZ

ABP-400



- ▶ Pole Mount Adaptor for 12X, 27X, 37X, IP, HD-SDI PTZ

PTZ CAMERAS / ACCESSORIES

Outdoor PTZ

EPTV-36SV-W/C

550TVL, 36X PTZ Outdoor Camera




36X

- ▶ 36X SONY Zoom, 550TVL
- ▶ Day&Night ICR
- ▶ HLC, DIS, SNR, OSD
- ▶ Built-in Fan & Heater
- ▶ Included Wall or Ceiling mount
- ▶ IP66 ▶ AC24V

PTZ Accessory

CBW-200



- ▶ Wall Mount Bracket for EPTV

CBC-200



- ▶ Ceiling Mount Bracket for EPTV

CSS-200



- ▶ Sun Shield for EPTV

CBW-200



- ▶ Corner Mount Adaptor for EPTV

CBC-200



- ▶ Pole Mount Adaptor for EPTV

PTZ Mount

CM-CBX-200



- ▶ Parapet Wall Mount Bracket for All outdoor PTZ

CM-CBY-200



- ▶ Parapet Rooftop Mount Bracket for All outdoor PTZ

Joystick

EAC-1500



- ▶ VERSITON DVR & PTZ Controller
- ▶ 3 AXIS Joystick
- ▶ LCD Screen
- ▶ DC12V

EAC-900



REGULAR SWITCHES

16 Port

GSW-1602SF

16-Port Web Smart Gigabit Ethernet Switch with 2 Shared SFP Interfaces



- Complies with the IEEE 802.3, IEEE 802.3u, IEEE 802.3ab, IEEE 802.3z Gigabit Ethernet standard
- 16-Port 10/100/1000Mbps Gigabit Ethernet ports
- 2-Port SFP (Small Form-factor Pluggable) for 3.3V mini GBIC module, 100Base-FX / 1000Base-SX/LX Dual mode- Shared with Port-15 and Port-16
- Auto-Negotiation and Half-Duplex / Full-Duplex modes for all 10Base-T/100Base-TX and 1000Base-T ports
- Each Switching port supports Auto-Negotiation of 10/20Mbps, 100/200Mbps and 1000/2000Mbps

24 Port

GSW-2404SF

24-Port Web Smart Gigabit Ethernet Switch with 4 Shared SFP



- Complies with the IEEE 802.3, IEEE 802.3u, IEEE 802.3ab, IEEE 802.3z Gigabit Ethernet standard
- 24-Port 10/100/1000Mbps Gigabit Ethernet ports
- 4-Port SFP (Small Form-factor Pluggable) for 3.3V mini GBIC module, 100Base-FX / 1000Base-SX/LX Dual mode - Shared with Port-21 to Port 24
- Auto-Negotiation and Half-Duplex / Full-Duplex modes for all 10Base-T/100Base-TX and 1000Base-T ports
- Each Switching port supports Auto-Negotiation of 10/20Mbps, 100/200Mbps and 1000/2000Mbps

Wireless Router

VRT-420N

802.11n Multi-Homing Broadband Router



- 802.11N WLAN, 2-WAN/Bandwidth-Failover
- VPN/Firewall Router with 3-Port 10/100 Switch
- Multiple SSID, & WPS, up to 25 tunnels

POE ACCESSORIES

POE Repeater

POE-E201

IEEE802.3af POE+ Repeater



- IEEE 802.3af / 802.3af Power over Ethernet compliant
- Complies with IEEE 802.3 / 802.3u / 802.3ab 10/100/1000Base-T
- Extends the range of PoE to 100 meters (328ft.) more
- Automatically detects and protects PoE equipments from being damaged by incorrect installation
- Multiple units, daisy-chain installation support
- No external power cable installation required

POE Injector

POE-151

IEEE802.3af PoE Injector



- Complies with IEEE 802.3af Power over Ethernet, IEEE 802.3/802.3u 10/100Base-TX
- Provides DC 48V power over RJ-45 Ethernet cable to device with Ethernet port
- LED indicators power input indication
- Distance up to 100 meters
- Auto-detect of POE IEEE 802.3af equipment, protect devices from being damaged by incorrect installation

POE Splitter

POE-151S

IEEE802.3af PoE Splitter



- Complies with IEEE 802.3af Power over Ethernet, IEEE 802.3/802.3u 10/100Base-TX Ethernet standard
- Splits the 48V DC power over RJ-45 Ethernet cable into different DC output
- LED indicators for power input indication
- Data and power transmission distance up to 100 meters
- Adjustable two different output voltage options (5V/2A, 12V/1A) to fit various devices

POE SWITCHES

24 Port PoE

FNSW-2400PS

24-Port 10/100Mbps PoE Web Smart Ethernet Switch



Physical Port

- 24-Port 10/100Mbps Fast Ethernet ports with PoE Injector
- Reset button for system management

Power over Ethernet

- Complies with IEEE 802.3af Power over Ethernet Mid-Span PSE
- Up to 24 IEEE 802.3af devices powered
- Supports PoE Power up to 15.4 Watts for each 802.3af PoE port
- Auto detect powered device (PD)
- Circuit protection prevents power interference between ports
- Remote power feeding up to 100m

FGSW-2620PVM

24-Port 10/100Mbps + 2- Gigabit TP/SFP Managed PoE Switch



Physical Port

- 24-Port 10/100Mbps Fast Ethernet ports with PoE Injector
- 2 10/100/1000Mbps TP and SFP shared combo interfaces
- RS-232 male DB9 console interface for switch basic management and setup
- Reset button for system management

Power over Ethernet

- Complies with IEEE 802.3af Power over Ethernet End-Span PSE
- Up to 24 IEEE 802.3af devices powered
- PoE Power up to 15.4 Watts for each PoE port
- Auto detect powered device (PD)
- Circuit protection prevent power interference between ports
- Remote power feeding up to 100m
- PoE Management

FGSW-2620VMP4

24-Port 10/100Mbps+2 Gigabit TP/SFP Combo Managed PoE Switch - 380W



Physical Port

- 24 10/100Mbps Fast Ethernet ports with PoE Injector function
- 2 10/100/1000Mbps TP and 1000Mbps SFP shared combo interfaces
- Reset button for system management
- 1 RS-232 male DB9 console interface for basic Switch management and setup

Power over Ethernet

- Complies with IEEE 802.3af Power over Ethernet End-Span PSE
- Provides 380 Watts power to maximum 24 IEEE 802.3af devices
- Supports PoE Power up to 15.4 Watts for each PoE port
- Auto detect powered device (PD)
- Circuit protection prevents power interference between each port
- Remote power feeding up to 100m
- PoE Management

16 Port PoE

FNSW-1600P

16-Port 10/100Mbps PoE Fast Ethernet Switch



RJ-45 Interface

- 16 10/100Mbps Fast Ethernet ports
- All ports support 48V DC power to PoE Powered Device

Power over Ethernet

- Complies with IEEE 802.3af Power over Ethernet Mid-Span PSE
- Up to 16 IEEE 802.3af devices powered
- PoE Power Budget 125 Watts
- Supports PoE Power up to 15.4 Watts for each PoE port
- Auto detect powered device (PD)
- Circuit protection prevents power interference between ports
- Remote power feeding up to 100m

GSW-1600HP

16-Port 10/100/1000Mbps 802.3at PoE+ Ethernet Switch



Interface

- 16-Port 10/100/1000Mbps Gigabit Ethernet RJ-45 ports
- Each port supports 52V DC power to PoE Powered Device

Power over Ethernet

- Complies with IEEE 802.3af / IEEE 802.3at Power over Ethernet
- Up to 16 IEEE 802.3af / IEEE 802.3at devices powered
- Supports PoE Power up to 30 Watts for each PoE port
- Auto detect powered device (PD)
- Circuit protection prevents power interference between ports
- Remote power feeding up to 100m

8 Port PoE

FSD-808HP

8-Port 10/100Mbps 802.3at PoE Desktop Switch



RJ-45 Interface

- 8-Port 10/100Mbps Fast Ethernet
- 8-Port supports 52V DC power to PoE Powered Device

Power over Ethernet

- Complies with IEEE 802.3af / IEEE 802.3at Power over Ethernet End-Span PSE
- Up to 8 IEEE 802.3af / IEEE 802.3at devices powered
- Supports PoE Power up to 30 Watts for each PoE port
- Auto detect powered device (PD)
- Circuit protection prevents power interference between each port
- PoE Usage Alarm LED
- Remote power feeding up to 100m

8 Port PoE

GSD-802PS

8-Port 10/100/1000Mbps with 2 Shared SFP Web Smart PoE Switch



Generic Features

- Complies with IEEE 802.3, 10Base-T, IEEE 802.3u, 100Base-TX, IEEE 802.3ab, 1000Base-T, IEEE 802.3z Gigabit SX / LX, IEEE 802.3af Power over Ethernet standard
- 8-Port 10/100/1000Mbps Gigabit Ethernet ports
- 2 mini-GBIC / SFP slots, shared with Port-7 and Port-8
- Each Switching ports supports auto-negotiation-10/20, 100/200 and 1000/2000Mbps

Power Over Ethernet

- All Copper ports with IEEE 802.3af injector built-in
- Supports 48VDC, 15.4 watts PoE power output to 8 IEEE 802.3af compliant Powered Devices
- Power feeding On / Off and priority configuration
- Power Limit function for PoE power management
- Powered Device Auto Detection
- LED PoE Status Monitoring

8+8 PoE

FGSW-1828PS

16-Port 10/100Mbps + 2 Gigabit TP / SFP Combo Web Smart PoE Switch



- Complies with the IEEE 802.3, IEEE 802.3u, IEEE 802.3ab, IEEE 802.3z Gigabit Ethernet standard

- 16-Port 10/100Mbps + 2 Gigabit TP / SFP Combo Web Smart PoE Switch
- 8-Port support 48VDC power to PoE Powered Device (Port 1 to port 8)
- Each Switching ports support auto-negotiation-10/20, 100/200Mbps (Fast Ethernet), 1000/2000Mbps (Gigabit Ethernet) supported
- Auto-MDI / MDI-X detection on each RJ-45 port
- Prevents packet loss with back pressure (half-duplex) and IEEE 802.3x pause frame flow control (full-duplex)

4+4 PoE

FSD-804PS

8-Port 10/100Mbps with 4-Port PoE Web Smart Ethernet Switch



Interface

- 8-port 10/100Mbps Fast Ethernet ports
- 4-port support 48VDC power to PoE Powered Device

Power Over Ethernet

- Complies with IEEE 802.3af Power over Ethernet End-Span PSE
- Up to 4 IEEE 802.3af devices powered
- Support PoE Power up to 15.4 watts for each PoE ports
- Auto detect powered device (PD)
- Circuit protection prevent power interference between ports
- Remote power feeding up to 100m

LCD & LED MOUNTS/ CABLES

Mount

LM-W12FL

13~27 Wall Mount



- ▶ Fit for most 13"-27" LED, 3D LED, LCD TVs
- ▶ VESA compliant: 50x50, 75x75, 100x100
- ▶ Low profile of only 15mm
- ▶ Support flat panel TVs up to 30kgs/66lbs

LM-W12A2

13~27 Wall Mount



- ▶ Fit for most 13"-27" LED, 3D LED, LCD TVs
- ▶ -70°~+70° tilt; 180° swivel
- ▶ VESA compliant: 75x75, 100x100
- ▶ Mounting profile: mm
- ▶ Support flat panel TVs up to 15kgs/33lbs

LM-CS14T

13~42 Pendant Mount



- ▶ Fit for most 13"-42" flat panel displays
- ▶ -15° tilt
- ▶ VESA compliant: 75x75, 100x100, 200x100, 200x200
- ▶ Mounting profile: 1050-1560mm
- ▶ Support flat panel displays up to 50kgs/110lbs
- ▶ Available for sloped ceiling

LM-CS37T


37~70 Pendant Mount



- ▶ Fit for most 37"-70" flat panel displays
- ▶ -15° tilt
- ▶ Fit mounting hole patterns up to 830x410mm
- ▶ Max. VESA: 800x400
- ▶ Mounting profile: 1050-1560mm
- ▶ Support flat panel displays up to 50kgs/110lbs
- ▶ Available for sloped ceiling

LM-WL25T

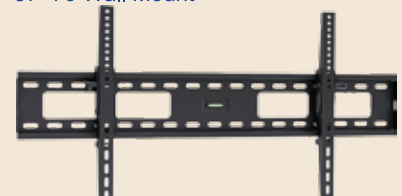
23~55 Wall Mount



- ▶ Fit for most 23"-55" LED, 3D LED, LCD TVs
- ▶ -10°~0° tilt
- ▶ Fit mounting hole patterns up to 410 x 300mm
- ▶ Max. VESA: 400x200
- ▶ Mounting profile: 46mm
- ▶ Support flat panel TVs up to 75kgs/165lbs

LM-WL37T

37~70 Wall Mount

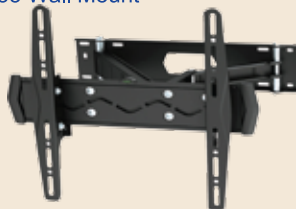


- ▶ Fit for most 37"-70" LED, 3D LED, LCD TVs
- ▶ -10°~0° tilt
- ▶ Fit mounting hole patterns up to 810 x 400mm
- ▶ Max. VESA: 800x400
- ▶ Mounting profile: 46mm
- ▶ Support flat panel TVs up to 75kgs/165lbs

Cable

LM-WA25WS

26~55 Wall Mount



- ▶ Fit for most 26"-55" LED, 3D LED, LCD TVs
- ▶ -15°~+5° tilt; 118° swivel; -3°~+3° level adjustment
- ▶ Fit mounting patterns up to 410 x 405 mm
- ▶ Max. VESA: 400x400
- ▶ Mounting profile: 92-380mm
- ▶ Support flat panel TVs up to 40kgs/88lbs

LM-WA37WS

37~70 Wall Mount



- ▶ Fit for most 37"-70" LED, 3D LED, thin LCD TVs
- ▶ -15°~+5° tilt; 90° swivel; -3°~+3° level adjustment
- ▶ Fit mounting patterns up to 810x 405mm
- ▶ Max. VESA: 800x400
- ▶ Mounting profile: 92-380mm
- ▶ Support flat panel TVs up to 40kgs/88lbs

PM50/100/150-BP-SP(B/W)

50 /100/150 PREMADE Cable



- ▶ 50/ 100/ 150ft PREMADE Cable
- ▶ Full Copper (150ft)
- ▶ BNC M-M, Power M-F
- ▶ Split Type
- ▶ No line lock, Black or White

Cable

CAT5-1KW /CAT5-1KW-A

1000ft UTP CAT 5E Cable



- ▶ 4 PAIR, 350MHZ
- ▶ Full Copper, 1000ft (CAT5-1KW)
- ▶ CCA, 1000ft (CAT5-1KW-A)
- ▶ White

CBS-05 /CBS-05-A (B/W)

500ft SIAMESE Cable



- ▶ 95% RG59 COAX + 18/2 POWER
- ▶ Full Copper, 500ft (CBS-05)
- ▶ CCA, 500ft (CBS-05-A)
- ▶ Split Type
- ▶ UL Listed
- ▶ Black or White





















CBS-10 /CBS-10-A (B/W)

1000ft SIAMESE Cable



- ▶ 95% RG59 COAX + 18/2 POWER
- ▶ Full Copper, 1000ft (CBS-10)
- ▶ CCA, 1000ft (CBS-10-A)
- ▶ Split Type
- ▶ UL Listed
- ▶ Black or White















CCTV ACCESSORIES

Quad		Micro Phone		Pigtail Multipack		Video Isolator			
ACC-CQD-44		ACC-MIC-AM01		ACC-PIGTAIL-F		ACC-PIGTAIL-M		ACC-VF001	
4CH color Quad, Loop out		Sensitive design sound monitor Current: 5 mA, Monitor range: 30-50 square meters. RCA and DC connector		Pigtail female(Jack) connector, 2.1 mm DC Jack Pigtail		Pigtail male(Plug) Connector , 2.1 mm DC plug Pigtail		Video Anti-jamming Filter, Video Isolator, 1 BNC Male, 1 BNC Female	
Video Distributor				Baluns					
ACC-VDA-17		ACC-VDA-1648		BLN-1KPR		BLN-1KPS		BLN-1KPS-CBL	
Video distribution amplifier 1 TO 7CH		Video distribution amplifier, 16inputs ,48outputs, Power Supply AC110/220V,		CCTV balun pair, over UTP(CAT5), up to 1000FT, Passive transceiver + passive receiver, 90 degree model		CCTV balun pair, over UTP(CAT5), up to 1000FT, passive transceiver + passive receiver, straight model		CCTV balun pair, over UTP(CAT5), up to 1000FT, passive transceiver + passive receiver, straight model, BNC cable	
Baluns		BNC Connectors		BNC Connectors		BNC Connectors			
BLN-1KPT-A		BLN-1K04		BLN-1K16		BLN-7K01R		BLN-7K01T	
CCTV balun pair, over UTP(CAT5), up to 1000FT, passive transceiver & receiver, video + power + audio transmission		Passive VIDEO BALUN (Multi channel), Passive Balun/4 channel Video/Color 400 Meters/B/W 600 Meters		Passive VIDEO BALUN (16 channel), Passive Balun/16 channel Video/Color 400 Meters/B/W 600 Meters		Active Balun/1 channel Video/Color 2400 Meters/B/W 3000 Meters (Receiver)		CCTV active balun, over UTP(CAT5), 1 channel Video/Color 2400 Meters/B/W 3000 Meters (Transmitter)	
BLN-7K16R		BNC-BA		BNC-COMPR		BNC-CR		BNC-RCA-F	
CCTV balun, over UTP(CAT5), Active Balun/16 channel Video/2400 Meters-7000ft (Receiver Only)		BNC barrel connector		BNC compression male connector		BNC-crimp 2PC connector		BNC-RCA-FEMALE connector	

CCTV ACCESSORIES

BNC Connectors		Camera Mounts		
BNC-RCA-M	BNC-TW	CM-BR-202	CM-BR-206	CM-BR-203(T)
				
BNC - RCA male connector	BNC twist-on	Plastic, box camera mount bracket	6.3" Plastic bracket, camera mount	Camera bracket beige T-bar
Camera Mounts				
CM-BR-418	CM-BR-440	CM-WB-120	CM-BR-206	HM-210
				
Camera mount DLX aluminum 18"	Camera mount DLX aluminum flexible 40"	Dome wall mount bracket 120mm	Housing mount 285mm aluminum	Outdoor housing mount bracket beige, short
Camera Mounts				Camera Housings
HM-I-6	HM-I-21	HM-J-12	HM-L-12	HS-619-W/M
				
Housing mount DLX aluminum 6" ceiling	Housing mount DLX aluminum 21"	Housing J type mount DLX aluminum 12" ceiling	Housing L type mount DLX aluminum 12" wall	Outside plastic housing w/ wire passthrough with metal bracket(HM-208)
Camera Housings				
HS-619HB-W/M	HS-605S	HS-605	HS-605HB	HS-605-IR36
				
Outside plastic housing w/ wire passthrough with metal bracket(HM-208), heater&blower (AC24V)	Outside camera housing, short body	Outside camera housing 142x115x392	Outdoor, Top open, Sunshield, 5.6X4.5X15.4, Heater&Blower, AC24V	Outside housing 142X115X392, 36 IR LEDs(100ft) /DC 12V Power

CCTV ACCESSORIES

IR Illuminator				Wireless Video
IRI-SAL-80M	IRI-SAL-30M	IRI-180D-30M	IRI-45D-120M	EC-DWL-KIT
				
Weather-resistant IR Illuminator, 112 Leds, 60 Degree angle / 80 Meters, 250ft, 110VAC	Weather-resistant IR Illuminator, 77 Leds, 80 Degree angle / 30 Meters, 100ft, DC12V	Weather-resistant Outdoor IR Illuminator, 90 Leds, 180 Degree angle / 30 Meters, 100ft, DC12V/AC24V	Weather-resistant Outdoor IR Illuminator, 147 Leds, 45 Degree angle / 120 Meters, 360ft, DC12V/AC24V	Up to 300ft range digital wireless kit, 2.4GHZ, transmitter + receiver with power supply
Lenses				
LN-KK2812D	LN-KK2812D-2MP	LN-KK358D	LN-KK660D	LN-KK5100D
				
2.8~12 mm, F1.4,CS,1/3",81.2~22.6,Glass and Metal, Auto IRIS	2Megapixel Lens, 2.8~12 mm, F1.4, CS, 1/2.7", Glass and Metal, Auto IRIS	3.5~8 mm, F1.0,CS,1/3",68.9~33.4, Glass and Metal, Japan Auto IRIS	6~60 mm, F1.6,CS,1/3", Glass and Metal, Japan Auto IRIS	5~100 mm, F1.8,CS,1/3", Glass and Metal, Japan Auto IRIS
Power Adaptors				
PS-5DC12	PS-10DC12	PS-20DC12	PS-50DC12	PS-24VAC20
				
12VDC 500MA transformer	12VDC 1000MA Transformer	12VDC 2000MA Transformer	12VDC 5A Transformer - include IEC power cable	24V AC-Input 120VAC 60Hz Output AC 24 VAC 830mA 20VA
Power Adaptors	Power Boxes			
PS-24VAC50	PS-A0905	PS-A1815	PS-D0905	PS-D0910
				
24V AC-Input 120VAC 60Hz Output AC 24 VAC 2.08A 50VA	Power distributor , AC24V, 9CH BOX, 5 AMP	Power distributor, AC24V, 18CH BOX, 15 AMP	Power distributor, DC 12V, 5 AMP, 9CH	Power distributor, DC 12V, 10 AMP, 9CH
Power Boxes				
PS-D1815	PS-D1815-S	PS-D1829		
				
Power distributor, DC 12V, 15 AMP, 18CH	Slim type, power distributor, DC 12V, 15 AMP, 18CH	Power distributor, DC 12V, 29 AMP, 18CH, UL listed		

*Specifications subject to change without notice



10811 Shoemaker Ave. Santa Fe Springs, CA 90670

E-mail : sales@versiton.com www.versiton.com

Toll Free : 1-855-393-5668

Local Call : 1-562-428-0010

PRODUCT GUIDE

No.02 | JUNE 2014

VERSITON VIDEO TECHNOLOGY

**06-10-2014